 Download CSV

1. Vendor Portal - Still there, pls hide

2. On Account tab - Remove/Hide this



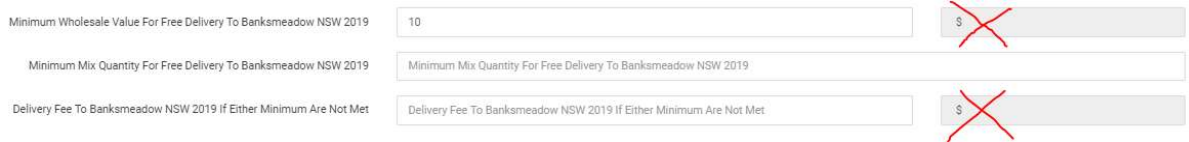
Account profile form with fields: Brand Name, Logo (Image PNG) with 'Choose file' button and 'No file chosen' text, Category (dropdown menu with 'Wine' selected), and an 'Update' button.

3. Remove category and remove ->



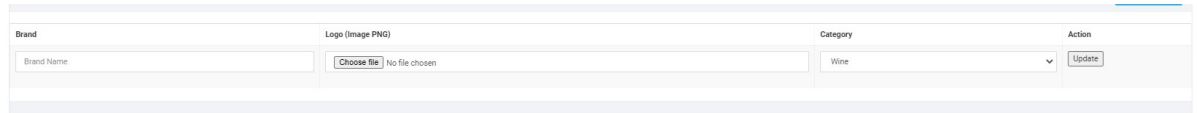
Category field with a red circle around a right-pointing arrow and red lines crossing out the 'Category' label.

4. Fix the field value

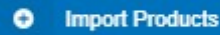


Form with three rows of fields. The first row has a value of '10' and a currency symbol '\$' with a red 'X' over it. The second row has a value of 'Minimum Mix Quantity For Free Delivery To Banksmeadow NSW 2019'. The third row has a value of 'Delivery Fee To Banksmeadow NSW 2019 If Either Minimum Are Not Met' and a currency symbol '\$' with a red 'X' over it.

5. Remove this

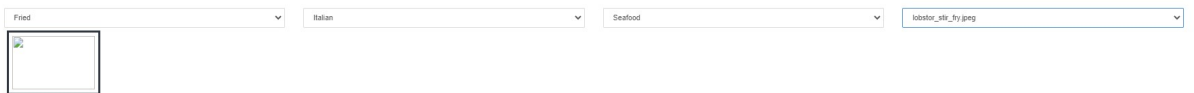


Account profile form with fields: Brand Name, Logo (Image PNG) with 'Choose file' button and 'No file chosen' text, Category (dropdown menu with 'Wine' selected), and an 'Update' button.

 Import Products

6. We want export to pdf, xls, or csv – not import Please hide this

7. Image not shown for food pairing



Form with four dropdown menus: 'Food' (selected 'Food'), 'Italian' (selected 'Italian'), 'Seafood' (selected 'Seafood'), and 'lobster_str_fy.jpg' (selected 'lobster_str_fy.jpg'). Below the first dropdown is a small image placeholder.

8.

The fields on the PRODUCTS that COMPULSORY

The fields on the PRODUCTS that NOT COMPULSORY, vendor can leave it blank

